

R P S G & Co.
Chartered Accountants



Shop No. 1, IInd Floor, Chikara
Complex, Mohanpuri, Meerut-250002
Ph. 9917031122
e-mail : capunitkrrastogi@gmail.com

INDEPENDENT AUDITORS' REPORT

**TO THE MEMBERS OF
KANO HAR ELECTRICALS LIMITED
Rithani, Delhi Road, Meerut**

REPORT ON THE FINANCIAL STATEMENTS

We have audited the financial statements of Kanohar Electricals Limited, Meerut (the Company), which comprise the Balance Sheet as at March 31, 2024, the Statement of Profit and Loss and the Cash Flow Statement for the year ended, and a summary of significant accounting policies and other explanatory information.

OPINION

In our opinion and to the best of our information and according to the explanations given to us, the aforesaid financial statements give the information required by the Act in the manner so required and give a true and fair view in conformity with the accounting principles generally accepted in India:

- (a) in the case of the Balance Sheet, of the state of affairs of the company as at 31st March, 2024; and
- (b) in case of the Statement of Profit and Loss, of the Profit for the period ended on that date.
- (c) in case of Cash Flow Statement, of the cash flows for the period ended on that date.

BASIS FOR OPINION

We conducted our audit in accordance with the Standards on auditing specified under Section 143(10) of the Act. Those Standards require that we comply with ethical requirements and plan and perform the audit to obtain reasonable assurance about whether the financial statements are free from material misstatements.

An audit involves performing procedures to obtain audit evidence about the amounts and disclosures in the financial statements. The procedures selected depend on the auditor's judgment, including the assessment of the risks of material misstatement of the financial statements, whether due to fraud or error. In making those risk assessments, the auditor considers internal financial control relevant to the Company's preparation of the financial statements that give a true and fair view in order to design audit procedures that are appropriate in the circumstances, but not for the purpose of expressing an opinion on whether the Company has in place an adequate internal financial controls system over financial reporting and the operating effectiveness of such controls. An audit also includes evaluating the appropriateness of accounting policies used and the reasonableness of the accounting estimates made by the Company's directors, as well as evaluating the overall presentation of the financial statements.

We believe that the audit evidence we have obtained is sufficient and appropriate to provide a basis for our audit opinion on the standalone financial statements.



MANAGEMENT'S RESPONSIBILITY FOR THE FINANCIAL STATEMENTS

The Company's Management is responsible for the matters stated in Section 134(5) of the Companies Act, 2013 (the act) with respect to the preparation of these financial statements that give a true and fair view of the financial position and financial performance of the Company in accordance with the Accounting Standards specified under Section 133 of the Act read with Rule 7 of the Companies (Accounts) Rules, 2014. This responsibility also includes maintenance of adequate accounting records in accordance with the provisions of the Act for safeguarding the assets of the Company and for preventing and detecting frauds and other irregularities; selection and application of appropriate accounting policies; making judgments and estimates that are reasonable and prudent; and design, implementation and maintenance of adequate internal financial controls, that were operating effectively for ensuring the accuracy and completeness of the accounting records, relevant to the preparation and presentation of the financial statements that give a true and fair view and are free from material misstatement, whether due to fraud or error.

In preparing the financial statements, management is responsible for assessing the Company's ability to continue as a going concern, disclosing, as applicable, matters related to going concern and using the going concern basis of accounting unless management either intends to liquidate the Company or to cease operations, or has no realistic alternative but to do so.

AUDITOR'S RESPONSIBILITIES FOR THE AUDIT OF THE FINANCIAL STATEMENTS

Our objectives are to obtain reasonable assurance about whether the financial statements as a whole are free from material misstatement, whether due to fraud or error, and to issue an auditor's report that includes our opinion. Reasonable assurance is a high level of assurance, but is not a guarantee that an audit conducted in accordance with SAs will always detect a material misstatement when it exists. Misstatements can arise from fraud or error and are considered material if, individually or in the aggregate, they could reasonably be expected to influence the economic decisions of users taken on the basis of these financial statements.

As part of an audit in accordance with SAs, we exercise professional judgment and maintain professional skepticism throughout the audit. We also:

- Identify and assess the risks of material misstatement of the financial statements, whether due to fraud or error, design and perform audit procedures responsive to those risks, and obtain audit evidence that is sufficient and appropriate to provide a basis for our opinion. The risk of not detecting a material misstatement resulting from fraud is higher than for one resulting from error, as fraud may involve collusion, forgery, intentional omissions, misrepresentations, or the override of internal control
- Obtain an understanding of internal control relevant to the audit in order to design audit procedures that are appropriate in the circumstances. Under section 143(3)(i) of the Companies Act, 2013, we are also responsible for expressing our opinion on whether the company has adequate internal financial controls system in place and the operating effectiveness of such controls.



- Evaluate the appropriateness of accounting policies used and the reasonableness of accounting estimates and related disclosures made by management.
- Conclude on the appropriateness of management's use of the going concern basis of accounting and, based on the audit evidence obtained, whether a material uncertainty exists related to events or conditions that may cast significant doubt on the Company's ability to continue as a going concern. If we conclude that a material uncertainty exists, we are required to draw attention in our auditor's report to the related disclosures in the financial statements or, if such disclosures are inadequate, to modify our opinion. Our conclusions are based on the audit evidence obtained up to the date of our auditor's report. However, future events or conditions may cause the Company to cease to continue as a going concern.
- Evaluate the overall presentation, structure and content of the financial statements, including the disclosures, and whether the financial statements represent the underlying transactions and events in a manner that achieves fair presentation. Materiality is the magnitude of misstatements in the standalone financial statements that, individually or in aggregate, makes it probable that the economic decisions of a reasonably knowledgeable user of the standalone financial statements may be influenced. We consider quantitative materiality and qualitative factors in
 - (i) planning the scope of our audit work and in evaluating the results of our work; and
 - (ii) to evaluate the effect of any identified misstatements in the standalone financial statements.

We also provide those charged with governance with a statement that we have complied with relevant ethical requirements regarding independence, and to communicate with them all relationships and other matters that may reasonably be thought to bear on our independence, and where applicable, related safeguards.

REPORT ON OTHER LEGAL AND REGULATORY REQUIREMENTS

As required by the Companies (Auditor's Report) Order, 2016 ('the Order') issued by the Central Government in terms of Section 143(11) of the Act, we give in the Annexure a statement on the matters specified in paragraphs 3 and 4 of the Order.

As required by Section 143(3) of the Act, we report that:

- (i) We have sought and obtained all the information and explanations, which to the best of our knowledge and belief were necessary for the purpose of our audit;
- (ii) In our opinion, proper Books of Account as required by law have been kept by the company so far as appears from our examination of those books;
- (iii) The Balance Sheet, Statement of Profit and Loss & Cash Flow Statement dealt with by this report are in agreement with the books of account;
- (iv) In our opinion, the aforesaid financial statements comply with the Accounting Standards specified under Section 133 of the Act, read with Rule 7 of the Companies (Accounts) Rules, 2014.
- (v) On the basis of the written representations received from the directors as on March 31, 2024, taken on record by the Board of Directors, none of the directors is disqualified as on March 31, 2024, from being appointed as a director in terms of Section 164 (2) of the Act.
- (vi) With respect to the adequacy of the internal financial controls over financial reporting of the Company and the operating effectiveness of such controls, refer to our separate Report in "Annexure A".
- (vii) With respect to the other matters to be included in the Auditor's Report in accordance with Rule 11 of the Companies (Audit and Auditors) Rules, 2014, in our opinion and to the best of our information and according to the explanations given to us:
 - (a). The Company does not have any pending litigations which would impact its financial position.
 - (b). The Company did not have any long-term contracts including derivative contracts for which there were any material foreseeable losses.



(c). There were no amounts which were required to be transferred to the Investor Education and Protection Fund by the Company.

(d). (i) The management has represented that, to the best of its knowledge and belief, other than as disclosed in the notes to the accounts, no funds have been advanced or loaned or invested (either from borrowed funds or share premium or any other sources or kind of funds) by the company to or in any other person(s) or entity(ies), including foreign entities ("Intermediaries"), with the understanding, whether recorded in writing or otherwise, that the Intermediary shall, whether, directly or indirectly lend or invest in other persons or entities identified in any manner whatsoever by or on behalf of the company ("Ultimate Beneficiaries") or provide any guarantee, security or the like on behalf of the Ultimate Beneficiaries;

(ii) The management has represented, that, to the best of it's knowledge and belief, other than as disclosed in the notes to the accounts, no funds have been received by the company from any person(s) or entity(ies), including foreign entities ("Funding Parties"), with the understanding, whether recorded in writing or otherwise, that the company shall, whether, directly or indirectly, lend or invest in other persons or entities identified in any manner whatsoever by or on behalf of the Funding Party ("Ultimate Beneficiaries") or provide any guarantee, security or the like on behalf of the Ultimate Beneficiaries; and

(iii) Based on such audit procedures that have been considered reasonable and appropriate in the circumstances, nothing has come to our notice that has caused us to believe that the representations under sub-clause (i) and (ii) of Rule 11(e), as provided under (a) and (b) above, contain any material mis-statement.


(e). No dividend have been declared or paid during the year by the company.

(f). Based on our examination which included test checks, the Company has used accounting software for maintaining its books of account, which have a feature of recording audit trail (edit log) facility and the same has operated throughout the year for all relevant transactions recorded in the respective software.

Date : 31/08/2024
Place: Meerut
UDIN : 24413180BKARWH2836



For R P S G & Co.
(Chartered Accountants)
FRN: 036209C


CA Punit K. Rastogi
(Partner)
M. No.: 413180

KANO HAR ELECTRICALS LIMITED, MEERUT
Annexure -" A" to the Auditors' Report

Report on the Internal Financial Controls under Clause (i) of Sub-section 3 of Section 143 of the Companies Act, 2013 ("the Act")

In concurrenting with our audit of the financial statements of the Company as of and for the year ended 31 March 2024, we have audited the internal financial controls over financial reporting of Kanohar Electricals Limited, ("the Company") companies incorporated in India, as of that date.

Management's Responsibility for Internal Financial Controls

The Board of Directors are responsible for establishing and maintaining internal financial controls based on the internal control over financial reporting criteria established by the Company considering the essential components of internal control stated in the Guidance Note on Audit of Internal Financial Controls over Financial Reporting issued by the Institute of Chartered Accountants of India ("ICAI"). These responsibilities include the design, implementation and maintenance of adequate internal financial controls that were operating effectively for ensuring the orderly and efficient conduct of its business, including adherence to company's policies, the safeguarding of its assets, the prevention and detection of frauds and errors, the accuracy and completeness of the accounting records, and the timely preparation of reliable financial information, as required under the Companies Act, 2013.

Auditors' Responsibility

Our responsibility is to express an opinion on the Company's internal financial controls over financial reporting based on our audit. We conducted our audit in accordance with the Guidance Note on Audit of Internal Financial Controls over Financial Reporting (the "Guidance Note") issued by ICAI and the Standards on Auditing, issued by ICAI and deemed to be prescribed under section 143(10) of the Companies Act, 2013, to the extent applicable to an audit of internal financial controls, both issued by the Institute of Chartered Accountants of India. Those Standards and the Guidance Note require that we comply with ethical requirements and plan and perform the audit to obtain reasonable assurance about whether adequate internal financial controls over financial reporting was established and maintained and if such controls operated effectively in all material respects.

Our audit involves performing procedures to obtain audit evidence about the adequacy of the internal financial controls system over financial reporting and their operating effectiveness. Our audit of internal financial controls over financial reporting included obtaining an understanding of internal financial controls over financial reporting, assessing the risk that a material weakness exists, and testing and evaluating the design and operating effectiveness of internal control based on the assessed risk. The procedures selected depend on the auditor's judgment, including the assessment of the risks of material misstatement of the financial statements, whether due to fraud or error.

We believe that the audit evidence we have obtained is sufficient and appropriate to provide a basis for our audit opinion on the Company's internal financial controls system over financial reporting.



Meaning of Internal Financial Controls over Financial Reporting

A company's internal financial control over financial reporting is a process designed to provide reasonable assurance regarding the reliability of financial reporting and the preparation of financial statements for external purposes in accordance with generally accepted accounting principles. A company's internal financial control over financial reporting includes those policies and procedures that

(1) pertain to the maintenance of records that, in reasonable detail, accurately and fairly reflect the transactions and dispositions of the assets of the company;

(2) provide reasonable assurance that transactions are recorded as necessary to permit preparation of financial statements in accordance with generally accepted accounting principles, and that receipts and expenditures of the company are being made only in accordance with authorisations of management and directors of the company; and

(3) provide reasonable assurance regarding prevention or timely detection of unauthorised acquisition, use, or disposition of the company's assets that could have a material effect on the financial statements.

Inherent Limitations of Internal Financial Controls Over Financial Reporting

Because of the inherent limitations of internal financial controls over financial reporting, including the possibility of collusion or improper management override of controls, material misstatements due to error or fraud may occur and not be detected. Also, projections of any evaluation of the internal financial controls over financial reporting to future periods are subject to the risk that the internal financial control over financial reporting may become inadequate because of changes in conditions, or that the degree of compliance with the policies or procedures may deteriorate.

Opinion


In our opinion, the Company have, in all material respects, an adequate internal financial controls system over financial reporting and such internal financial controls over financial reporting were operating effectively as at 31 March 2024, based on the internal control over financial reporting criteria established by the Company considering the essential components of internal control stated in the Guidance Note on Audit of Internal Financial Controls Over Financial Reporting issued by the ICAI.

Date : 31/08/2024

Place: Meerut



For R P S G & Co.
(Chartered Accountants)
FRN: 036209C


CA Punit K. Rastogi
(Partner)
M. No.: 413180

Annexure 'A'

The Annexure referred to in paragraph 1 of Our Report on "Other Legal and Regulatory Requirements".

We report that:

- (i) (a)(A) The company is maintaining proper records showing full particulars, including quantitative details and situation of Property, Plant and Equipment;
- (B) The company is maintaining proper records showing full particulars of intangible assets;
- (b) As explained to us, Property, Plant and Equipment have been physically verified by the management at reasonable intervals; no material discrepancies were noticed on such verification;
- (c) The title deeds of all the immovable properties (other than properties where the company is the lessee and the lease agreements are duly executed in favour of the lessee) disclosed in the financial statements are held in the name of the company, except the following:-

Description of Property	Gross carrying value	Held in name of	Whether promoter, director or their relative or employee	Period held - indicate range, where appropriate	Reason for not being held in name of company
NIL					

- (d) The company has not revalued its Property, Plant and Equipment (including Right of Use assets) or intangible assets or both during the year.
- (e) As explained to us, no proceedings have been initiated or are pending against the company for holding any benami property under the Benami Transactions (Prohibition) Act, 1988 (45 of 1988) and rules made thereunder.
- (ii) (a) As explained to us, physical verification of inventory has been conducted at reasonable intervals by the management. In our opinion, the coverage and procedure of such verification by the management is appropriate. No discrepancy of 10% or more in the aggregate for each class of inventory were noticed on physical verification of stocks by the management as compared to book records.



- (b) The company has been sanctioned working capital limits in excess of five crore rupees, in aggregate, from banks or financial institutions on the basis of security of current assets during any point of time of the year. The quarterly returns or statements filed by the company with such banks or financial institutions are not in agreement with the books of account of the Company in respect of following:

(c)

Particulars	Qtr/Month	As per Books (In Crore)	As per Statement (In Crore)	Reason of difference
N.A. being no difference.				

- (iii) (a) The Company has not provided any loans or advances in the nature of loans or stood guarantee, or provided security to any other entity during the year, and hence reporting under clause 3(iii)(a) ,3(iii)(c) ,3(iii)(d), 3(iii)(e) and 3(iii)(f) of the Order is not applicable.
- (iv) In respect of loans, investments, guarantees, and security, provisions of section 185 and 186 of the Companies Act, 2013 have been complied with except non-charging of interest on the loan.
- (v) The company has not accepted any deposits or amounts which are deemed to be deposits covered under sections 73 to 76 of the Companies Act, 2013.
- (vi) As per information & explanation given by the management, maintenance of cost records has been specified by the Central Government under sub-section (1) of section 148 of the Companies Act.
- (vii) (a) According to the records made available to us, company is regular in depositing undisputed statutory dues including Goods and Services Tax, provident fund, employees' state insurance, income-tax, sales-tax, service tax, duty of customs, duty of excise, value added tax, cess and any other statutory dues to the appropriate authorities. According to the information and explanation given to us there were no outstanding statutory dues as on 31st of March, 2024 for a period of more than six months from the date they became payable.
- (b) According to the information and explanations given to us, there is no statutory dues referred to in sub-clause (a) that have not been deposited on account of any dispute except following : (if applicable) :



Name of the Statute	Nature of the Dues	Amount (Rs.)	Period to which the amount relates	Forum where Dispute is pending	Remarks, if Any
Bihar Vat Act U/s 31(1) and 31(2)	Regular Assessment- Ex-parte order passed	9629654	2014-15	Appellate Tribunal	
Bihar Vat Act U/s 31(1) and 39(4)	Regular Assessment	3230191	2015-16	CIT(A)	

- (viii) According to the information and explanations given by the management, no transactions not recorded in the books of account have been surrendered or disclosed as income during the year in the tax assessments under the Income Tax Act, 1961.
- (ix) (a) In our opinion and according to the information and explanations given by the management, we are of the opinion that the company has not defaulted in repayment of loans or other borrowings or in the payment of interest thereon to any lender.
- (b) According to the information and explanations given by the management, the company is not declared willful defaulter by any bank or financial institution or other lender;
- (c) In our opinion and according to the information and explanations given by the management, the Company has utilized the money obtained by way of term loans during the year for the purposes for which they were obtained,
- (d) In our opinion and according to the information and explanations given by the management, funds raised on short term basis have not been utilized for long term purposes.
- (e) In our opinion and according to the information and explanations given by the management, the company has not taken any funds from any entity or person on account of or to meet the obligations of its subsidiaries, associates or joint ventures,
- (f) In our opinion and according to the information and explanations given by the management, the company has not raised loans during the year on the pledge of securities held in its subsidiaries, joint ventures or associate companies.



- (x) (a) The company has not raised any money by way of initial public offer or further public offer (including debt instruments) during the year.
- (b) The company has not made any preferential allotment or private placement of shares or convertible debentures (fully, partially or optionally convertible) during the year.
- (xi) (a) According to the information and explanations given by the management, no fraud by the company or any fraud on the company has been noticed or reported during the year;
- (b) No report under sub-section (12) of section 143 of the Companies Act has been filed by the auditors in Form ADT-4 as prescribed under rule 13 of Companies (Audit and Auditors) Rules, 2014 with the Central Government;
- (c) According to the information and explanations given to us by the management, no whistle-blower complaints had been received by the company
- (xii) The company is not a Nidhi Company. Therefore, clause xii is not applicable on the company.
- (xiii) According to the information and explanations given to us, all transactions with the related parties are in compliance with sections 177 and 188 of Companies Act, where applicable and the details have been disclosed in the financial statements,
- (xiv) (a) In our opinion and based on our examination, the Company has an adequate internal audit system commensurate with the size and the nature of its business.
- (b) We have considered the internal audit reports of the company, for the year under audit, issued till the date of this audit report.
- (xv) On the basis of the information and explanations given to us, in our opinion during the year the company has not entered into any non-cash transactions with directors or persons connected with him.
- (xvi)(a) In our Opinion and based on our examination, the Company is not required to be registered under section 45-IA of the Reserve Bank of India Act, 1934 (2 of 1934).
- (b) In our Opinion and based on our examination, the Company has not conducted any Non-Banking Financial or Housing Finance activities without a valid Certificate of Registration (CoR) from the Reserve Bank of India as per the Reserve Bank of India Act, 1934,
- (c) In our Opinion and based on our examination, the Company is not a Core Investment Company (CIC) as defined in the regulations made by the Reserve Bank of India.
- (d) According to the information and explanations given by the management, the Group does not have any CIC as part of the Group.




- (xvii) Based on our examination, the company has not incurred cash losses in the financial year and in the immediately preceding financial year.
- (xviii) There has been no resignation of the statutory auditors during the year. Accordingly reporting under clause 3(xviii) of the order does not arise.
- (xix) On the information obtained from the management and audit procedures performed and on the basis of the financial ratios, ageing and expected dates of realization of financial assets and payment of financial liabilities, other information accompanying the financial statements, the auditor's knowledge of the Board of Directors and management plans, we are of the opinion that no material uncertainty exists as on the date of the audit report that company is capable of meeting its liabilities existing at the date of balance sheet as and when they fall due within a period of one year from the balance sheet date;
- (xx) (a) There is no unspent amount towards Corporate Social Responsibility (CSR) on other than ongoing projects requiring a transfer to a Fund specified in Schedule VII to the Companies Act in compliance with second proviso to sub-section (5) of Section 135 of the said Act.
- (b) There is no amount remaining unspent under sub-section (5) of section 135 of the Companies Act, pursuant to any ongoing project. Accordingly, reporting under clause 3(xx)(b) of the Order is not applicable for the year.

Date: 31/08/2024
Place: Meerut



For R P S G & Co.
(Chartered Accountants)
FRN: 036209C


CA Punit K. Rastogi
(Partner)
M. No. 413180

KANO HAR ELECTRICALS LIMITED
RITHANI, DELHI ROAD, MEERUT-250 103, UTTAR PRADESH

CIN- U31509UP1972PLC003635


PH: 0121-3500801

Balance Sheet as at 31-March-2024


(All Figures are Rupees in Lacs unless otherwise stated)

Particulars		Note No.	As at 31 March, 2024 ₹	As at 31 March, 2023 ₹
I	EQUITY AND LIABILITIES			
1	Shareholders' funds			
	(a) Share capital	3	401.48	401.48
	(b) Reserves and surplus	4	18815.27	16,750.48
	(c) Money received against share warrants		-	-
			19216.75	17,151.96
2	Share application money pending allotment			
3	Non-current liabilities			
	(a) Long-term borrowings	5	1009.48	551.37
	(b) Deferred tax liabilities (net)	6	154.37	179.14
	(c) Other long-term liabilities	7	1617.16	477.43
	(d) Long-term provisions		-	-
			2781.01	1,207.93
4	Current liabilities			
	(a) Short-term borrowings	8	3125.76	1,499.22
	(b) Trade payables			
	(A) total outstanding dues of micro enterprises and small enterprises; and	9	709.15	782.23
	(B) total outstanding dues of creditors other than micro enterprises and small enterprises	9	5839.07	6,260.92
	(c) Other current liabilities	10	1198.84	2,292.31
	(d) Short-term provisions	11	241.23	91.90
			11114.05	10,926.58
	TOTAL		33111.81	29,286.47
II	ASSETS			
1	Non-current assets			
	(a) Property, Plant & Equipments and Intangible assets			
	(i) Property, Plant & Equipments	12.1	2394.29	2,481.50
	(ii) Intangible assets	12.2	162.76	162.73
	(iii) Capital work-in-progress	12.3	-	-
			2557.05	2,644.23
	(b) Non-current investments		-	-
	(c) Deferred tax assets (net)		-	-
	(d) Long-term loans and advances	13	-	-
	(e) Other non-current assets	14	6289.07	4,801.63
			6289.07	4,801.83
2	Current assets			
	(a) Current investments	15	2.89	2.89
	(b) Inventories	16	6616.59	5,351.87
	(c) Trade receivables	17	11011.22	8,857.03
	(d) Cash and Bank Balances	18	4604.45	5,170.88
	(e) Short-term loans and advances	19	211.61	831.09
	(f) Other current assets	20	1218.93	1,626.66
			24265.69	21,840.42
	TOTAL		33111.81	29,286.47
III	Notes forming part of the financial statements	1-31		

For and on behalf of the Board of Directors


Brijesh Singhal
DIN :00178848
DIRECTOR


Adesh Singhal
DIN :00178712
DIRECTOR


Dinesh Singhal
DIN :00178788
MANAGING DIRECTOR

Auditor's Report

In terms of our separate report of even date annexed.



For RPSG & Co.,
Chartered Accountants
FRN: 036209C

CA Punit K. Rastogi
Partner
(M.No.:413180)

Place : MEERUT
Date : 31-08-2024

Statement of Profit and Loss for the year ended 31-March-2024

(All Figures are Rupees in Lacs unless otherwise stated)

Particulars		Note No.	For the year ended 31 March, 2024	For the year ended 31 March, 2023
			₹	₹
A	CONTINUING OPERATIONS			
1	Revenue from operations (gross)	21	35711.85	36669.05
	Less: Goods & Service Tax		5548.03	5585.85
	Revenue from operations (net)		30163.82	31083.19
2	Other Income	22	288.09	265.05
3	Total Income (1+2)		30451.91	31348.24
4	Expenses			
	(a) Cost of materials consumed	23.1	14899.94	13848.77
	(b) Purchases of stock-in-trade	23.2	8144.83	9730.38
	(c) Changes in inventories of finished goods, work-in-progress and stock-in-trade	23.3	(1,753.43)	(490.78)
	(d) Employee benefits expense	24	2330.69	1956.36
	(e) Finance costs	25	597.26	488.26
	(f) Depreciation and amortisation expense	12.4	282.63	258.14
	(g) Other expenses	26	3088.29	2540.13
	Total expenses		27590.20	28331.25
5	Profit / (Loss) before exceptional and extraordinary items and tax (3 - 4)		2861.71	3016.99
6	Exceptional items		-	-
7	Profit / (Loss) before extraordinary items and tax (5 ± 6)		2861.71	3016.99
8	Extraordinary items		-	-
9	Profit / (Loss) before tax (7 ± 8)		2861.71	3016.99
10	Tax expense:			
	(a) Current tax expense for current year		811.00	790.00
	(b) (Less): MAT credit (where applicable)		-	-
	(c) Net current tax expense (a)-(b)		811.00	790.00
	(d) Deferred tax		(26.17)	(3.16)
			784.83	786.84
11	Profit / (Loss) from continuing operations (9 ± 10)		2076.88	2230.16
B	DISCONTINUING OPERATIONS			
12	Profit / (Loss) from discontinuing operations (before Tax)		-	-
C	TOTAL OPERATIONS			
13	Profit / (Loss) for the year (11 ± 12)		2076.88	2230.16

Particulars		Note No.	For the year ended 31 March, 2024	For the year ended 31 March, 2023
			₹	₹
14.i	Earnings per share (of ₹ 10/- each):			
	(a) Basic / Diluted			
	(i) Continuing operations	31.1	55.80	59.92
	(ii) Total operations	31.2	55.80	59.92
14.ii	Earnings per share (excluding extraordinary items) (of ₹10/- each):			
	(a) Basic / Diluted			
	(i) Continuing operations	31.3	55.80	59.92
	(ii) Total operations	31.4	55.80	59.92
See accompanying notes forming part of the financial statements				

For and on behalf of the Board of Directors


Brijesh Singh
DIN : 00178848
DIRECTOR


Adesh Singh
DIN : 00178712
DIRECTOR


Dinesh Singh
DIN : 00178786
MANAGING DIRECTOR


Auditor's Report

In terms of our separate report of even date annexed.

Place : MEERUT
Date : 31-08-2024



For RPSG & Co.,
Chartered Accountants
FRN: 036209C



CA Punit K. Rastogi
Partner
(M.No.:413180)

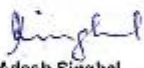
CASH FLOW STATEMENT FOR THE YEAR ENDED 31-MARCH-2024


(All Figures are Rupees in Lacs unless otherwise stated)

	2023-24 (₹ in Lacs)	2022-23 (₹ in Lacs)
A. CASH FLOW FROM OPERATING ACTIVITIES :		
Net profit before Tax and Extraordinary items	2861.71	3016.99
Adjustments for :		
1. Depreciation	282.62	258.14
2. Interest on Borrowings	320.56	186.62
3. Profit / Loss on sale of Assets	-6.20	-5.58
4. Provision for employee benefits	33.00	-1.73
Operating Profit before Working Capital Changes	3491.69	3454.44
Adjustments for :		
1. Trade and Other Receivables	-2754.18	-4375.68
2. Inventories	-1264.71	-1328.73
3. Short Term Loans and Advances	619.48	-435.69
4. Other Current Assets	407.73	-478.19
5. Other Non-Current Assets	-1487.24	-778.47
6. Changes trade payables	-494.93	2630.32
7. Changes Other Current liabilities	-1093.47	-76.08
8. Changes income tax payable	116.33	-38.39
9. Changes in Other long-term liabilities	1139.73	-13.65
Cash Generated from Operations	(1319.57)	(1440.22)
1. Interest Paid	-108.28	-59.54
2. Direct Taxes Paid	-811.00	-790.00
Cash Flow before Extraordinary Items	(2230.05)	(2289.76)
Extraordinary Items :		
Income Tax for earlier years	-10.01	-
Excess Provision for Income tax written Back	0.00	6.68
Net cash from operating activities	(2248.86)	(2283.09)
B. CASH FLOW FROM INVESTING ACTIVITIES		
Purchase of Fixed Assets	-190.00	-270.63
Sale of Fixed Assets	8.07	8.57
(Increase) / Decrease in Capital Work In Progress	-	-
Net cash used in Investing Activities	(189.93)	(261.96)
C. CASH FLOW FROM FINANCING ACTIVITIES :		
Proceeds from Issue of Share Capital	-	-
Proceeds / (Repayment) of Short Term Borrowings	1626.54	833.03
Proceeds / (Repayment) of Long Term Borrowings	458.11	20.91
Proceeds / (Repayment) of Unsecured Loans	-	-
Interest paid on Loans	-212.28	-127.07
Net Cash used in Financing Activities	1872.37	726.86
Net Increase in Cash and Cash Equivalents	-566.42	-1818.18
Net Increase in Cash and Cash Equivalents	-566.42	-1818.18
Cash and Cash Equivalents (Opening Balance)	5170.88	6989.06
Cash and Cash Equivalents (Closing Balance)	4604.45	5170.88
Components of Cash and Cash Equivalents		
(a) Cash /Cheques, drafts on hand	0.90	9.20
(b) Balances with banks		
In current / deposit accounts	4.50	2007.47
In earmarked accounts	4599.05	3154.21

Notes : Figures in brackets represent cash outflow


Brijesh Singh
DIN : 00178848
DIRECTOR


Adesh Singh
DIN : 00178712
DIRECTOR


Dinesh Singh
DIN : 00178736
MANAGING DIRECTOR

AUDITOR'S REPORT
In terms of our separate report of even date annexed.

Date : 31-08-2024
Place : MEERUT



For RPSG & Co.,
Chartered Accountants
FRN: 036209C

CA Punit K. Rastogi
Partner
(M.No.:413180)

Notes forming part of the financial statements

Note 1. Corporate Information : The Company is a leading manufacturer of reliable, cost effective and high quality transformers for generation, transmission and distribution of electric power upto 500 MVA, 500kV. The company is having its registered office and two manufacturing facilities at Meerut. The company's facilities are ISO 9001; 14001 and OHSAS 18001 certified and the company has self integrated almost all of its operations viz. lamination, coil forming, insulation, radiators manufacturing and fabrication.

Note 2. Significant accounting policies

2.1 Basis of accounting and preparation of financial statements

Accepted Accounting Principles in India (Indian GAAP) to comply with the Accounting Standards notified under the relevant provisions of the Companies Act, 2013

The financial statements have been prepared on accrual basis under the historical cost convention except for categories of fixed assets acquired before 1 December, 1994, that are carried at revalued amounts. The accounting policies adopted in the preparation of the financial statements are consistent with those followed in the previous year.

2.2 Use of estimate

The preparation of the financial statements in conformity with Indian GAAP requires the Management to make estimates and assumptions considered in the reported amounts of assets and liabilities (including contingent liabilities) and the reported income and expenses during the year. The Management believes that the estimates used in preparation of the financial statements are prudent and reasonable. Future results could differ due to these estimates and the differences between the actual results and the estimates are recognised in the periods in which the results are known / materialise.

2.3 Inventories

Inventories are valued at the lower of cost (on FIFO basis) and the net realisable value after providing for obsolescence and other losses, where considered necessary. Cost includes all charges in bringing the goods to the point of sale, including octroi and other levies, transit insurance and receiving charges. Work-in-progress and finished goods include appropriate proportion of overheads .

2.4 Cash and cash equivalents

Cash comprises cash on hand and demand deposits with banks. Cash equivalents are short-term balances. Highly liquid investments those are readily convertible into known amounts of cash and which are subject to insignificant risk of changes in value.

2.5 Cash flow statement

Cash flows are reported using the indirect method, whereby profit / (loss) before extraordinary items and tax is adjusted for the effects of transactions of non-cash nature and any deferrals or accruals of past or future cash receipts or payments. The cash flows from operating, investing and financing activities of the Company are segregated based on the available information.



2.6 Depreciation and amortization

Tangible Assets

Depreciation on Tangible Assets is provided to the extent of depreciable amount on the straight-line Method.

Depreciation is provided based on useful life of the assets as prescribed in Schedule II to the Companies Act, 2013

Depreciation on assets has been charged without taking in to consideration the surplus on revaluation of assets.

Intangible Assets

These are amortised as under:

Particular	Amortisation / Depletion
Software	Over a period of 6 years
Licenses	Over a period of 5 years

2.7 Revenue recognition

Sales are recognised, net of returns and trade discounts, on transfer of significant risks and rewards of ownership to the buyer, which generally coincides with the dispatch of finished goods to customers. Sales include GST.

Price variation, on either side, has been recognised on accrual basis, on estimates, i.e. in the year in which the supplies have been made, any difference between the actual results and the estimates are recognised in the periods in which the results are known / materialise.

Interest income is recognised on a time proportion basis taking into account the amount outstanding and the interest rate applicable

2.8 Other income

Any other income has been accounted for on accrual basis.

2.9 Fixed Assets:

Tangible Assets

depreciation and impairment loss, if any. Exchange differences arising on restatement / settlement of long-term foreign currency borrowings relating to acquisition of depreciable fixed assets are adjusted to the cost of the respective assets and depreciated over the remaining useful life of such assets. Machinery spares which can be used only in connection with an item of fixed asset and whose use is expected to be irregular are capitalised and depreciated over the useful life of the principal item of the relevant assets. Subsequent expenditure relating to fixed assets is capitalised only if such expenditure results in an increase in the future benefits from such asset beyond its previously assessed standard of performance.



The Company revalued all its Land, building and plant & machinery that existed on 1 December 1994. The revalued assets are carried at the revalued amounts less accumulated depreciation. Increase in the net book value on such revaluation is credited to "Revaluation reserve account". Decrease in book value on revaluation is charged to the Revaluation reserve to the extent the reserve has not been subsequently reversed / utilised.

Intangible Assets

Intangible Assets are stated at cost of acquisition net of recoverable taxes less accumulated depreciation and impairment loss, if any. The cost comprises purchase price, borrowing costs, and any cost directly attributable to bringing the asset to its working condition for the intended use and net charges on foreign exchange contracts and adjustments arising from exchange rate variations attributable to the intangible assets

Capital work-in-progress:

Projects under which assets are not ready for their intended use and other capital work-in-progress are carried at cost, comprising direct cost and related incidental expenses.

2.10 Foreign currency transactions and translations

Initial recognition

Transactions in foreign currencies entered into by the Company and its integral foreign operations are accounted at the exchange rates prevailing on the date of the transaction or at rates that closely approximate the rate at the date of the transaction.

Measurement of foreign currency monetary items at the Balance Sheet date

Foreign currency monetary items outstanding at the Balance Sheet date are restated at the year-end rates. Exchange differences arising out of these translations are charged to the Statement of Profit and Loss.

Treatment of exchange differences

Exchange differences arising on settlement / restatement of short-term foreign currency monetary assets and liabilities of the Company and its integral foreign operations are recognised as income or expense in the Statement of Profit and Loss.

The exchange differences arising on restatement / settlement of long-term foreign currency monetary items are capitalised as part of the depreciable fixed assets to which the monetary item relates and depreciated over the remaining useful life of such assets.

2.11 Export incentives

Export benefits are accounted for in the year of exports based on eligibility and when there is no uncertainty in receiving the same.



2.12 Employee benefits

Short term employee benefits

The undiscounted amount of short term employee benefits expected to be paid in exchange for the services rendered by the employees are recognised as an expense during the period when the employees rendered the services. These benefits include performance incentive and compensated absences.

Post-Employment Benefits

Defined contribution plans

A defined contribution Plan is a post -employment benefit plan under which the company pays specified contributions to a separate entity. The company makes specified monthly contributions to wards provident fund and E.S.I. Scheme. The company's contribution is recognised as an expense in the Profit and Loss Statement during the period in which the employee renders the related service.

Defined benefit plan

The company has taken a group gratuity policy with the Life Insurance Corporation of India for future payment of retiring gratuities. The premium thereon has been so adjusted as to cover the liability in respect of all employees at the end of their future anticipated services with company. The premiums so paid are charged to Statement of Profit & Loss of the year when the premium is due.

Other long term benefits

the balance sheet.

2.13 Borrowing costs

Borrowing costs include interest. Costs in connection with the borrowing of funds to the extent not directly related to the acquisition of qualifying assets are charged to the Statement of Profit and Loss over the tenure of the loan. Borrowing costs, allocated to and utilised for qualifying assets, pertaining to the period from commencement of activities relating to construction / development of the qualifying asset upto the date of capitalisation of such asset is added to the cost of the assets.

2.14 Segment reporting

called for.

2.15 Earning per share

Basic and diluted earnings per share is computed by dividing the profit / (loss) after tax (including the post tax effect of extraordinary items, if any) by the weighted average number of equity shares outstanding during the year.



2.16 Taxes on income

Tax expense comprises of current tax and deferred tax.

Current tax is the amount of tax payable on the taxable income for the year as determined in accordance with the provisions of the Income Tax Act, 1961.

Minimum Alternate Tax (MAT) paid in accordance with the tax laws, which gives future economic benefits in the form of adjustment to future income tax liability, is considered as an asset if there is convincing evidence that the Company will pay normal income tax. Accordingly, MAT is recognised as an asset in the Balance Sheet when it is probable that future economic benefit associated with it will flow to the Company.

Deferred tax is recognised on timing differences, being the differences between the taxable income and the accounting income that originate in one period and are capable of reversal in one or more subsequent periods. Deferred tax is measured using the tax rates and the tax laws enacted or substantially enacted as at the reporting date. Deferred tax liabilities are recognised for all timing differences.

2.17 Provisions and contingencies

A provision is recognised when the Company has a present obligation as a result of past events and it is probable that an outflow of resources will be required to settle the obligation in respect of which a reliable estimate can be made. Provisions are not discounted to their present value and are determined based on the best estimate required to settle the obligation at the Balance Sheet date. These are reviewed at each Balance Sheet date and adjusted to reflect the current best estimates.

Contingent liabilities are disclosed in the Notes, unless the possibility of outflow of resources is remote.

Contingent assets are neither recognised nor disclosed in the financial statements.

2.18 Insurance claims

Insurance claims are accounted for on the basis of claims admitted / expected to be admitted and to the extent that there is no uncertainty in receiving the claims.



KANO HAR ELECTRICALS LIMITED

RITHANI, DELHI ROAD, MEERUT-250 103, UTTAR PRADESH

CIN- U31909UP1972PLC003635

PH: 0121-3500801

Notes forming part of the financial statements

(All Figures are Rupees in Lacs unless otherwise stated)

Note 3 Share capital

Particulars	As at 31 March, 2024		As at 31 March, 2023	
	Number of shares	₹	Number of shares	₹
(a) Authorised Equity shares of ₹ 10/- each	50,00,000	500.00	50,00,000	500.00
(b) Issued Equity shares of ₹ 10/- each	37,22,000	372.20	37,22,000	372.20
(c) Subscribed and fully paid up Equity shares of ₹ 10/- each	37,22,000	372.20	37,22,000	372.20
(d) Equity Shares Forfeited	5,85,600	29.28	5,85,600	29.28
Total		401.48		401.48

Notes 3.1 :

Reconciliation of the number of shares and

Particulars	Opening Balance	Fresh issue	Shares Forfeited	Closing Balance
Equity shares				
Year ended 31 March, 2023				
- Number of shares	37,22,000	-	-	37,22,000
- Amount (₹)	372.20	-	-	372.20
Year ended 31 March, 2022				
- Number of shares	37,22,000	-	-	37,22,000
- Amount (₹)	372.20	-	-	372.20

Notes 3.2 :

Details of shares held by each shareholder

Class of shares / Name of shareholder	As at 31 March, 2024		As at 31 March, 2023	
	Number of shares held	% holding in that class of shares	Number of shares held	% holding in that class of shares
Equity shares				
K-Sons Family Trust	36,09,500	96.98	36,09,500	96.98

Notes 3.3 :

Shares held by the promoter at the end of

Promoter Name	As at 31 March, 2024		As at 31 March, 2023		% Change during the year
	Number of shares held	% of Total Shares	Number of shares held	% of Total Shares	
Dinesh Singhal	100	0.0027	100	0.0027	-
Adesh Singhal	100	0.0027	100	0.0027	-
Brijesh Singhal	100	0.0027	100	0.0027	-
Vivek Singhal	100	0.0027	100	0.0027	-
Abhishek Singhal	100	0.0027	100	0.0027	-
Virat Singhal	100	0.0027	100	0.0027	-
Aditya Singhal	100	0.0027	100	0.0027	-
Kanohar International Pvt. Ltd.	101400	2.7243	101400	2.7243	-
Institutions - K-Sons Family Trust	3509500	96.9774	3609500	96.9774	-



Notes forming part of the financial statements

(All Figures are Rupees in Lacs unless otherwise stated)

Note 4 Reserves and surplus

Particulars	As at 31 March, 2024	As at 31 March, 2023
	₹	₹
(a) Securities premium		
Opening balance	1042.86	1042.86
Add : Premium on shares issued during the year	-	-
Closing balance	1042.86	1042.86
(b) Revaluation reserve		
Opening balance	64.28	64.96
Less: Utilised for set off against depreciation	0.68	0.68
Closing balance	63.60	64.28
(c) General reserve		
Opening balance	4.63	4.63
Add: Transferred from surplus in Statement of Profit and Loss	-	-
Closing balance	4.63	4.63
(d) Surplus / (Deficit) in Statement of Profit and Loss		
Opening balance	15538.71	13398.27
Add: Profit / (Loss) for the year	2076.89	2230.16
Amounts transferred from:		
General reserve	-	-
Deferred Tax Provision for earlier Years Written Back	-	3.61
Excess Provision for Income tax written Back	-	6.68
Less:		
Current tax expense relating to prior years	10.01	-
Deferred Tax Provision for earlier Years	1.41	-
Corporate Social Responsibility Exp.	-	-
Transferred to:		
General reserve	-	-
Closing balance	17704.18	15638.71
Total	18815.27	16750.48

Note 5 Long-term borrowings

Particulars	As at 31 March, 2024	As at 31 March, 2023
	₹	₹
(a) Term Loan From Banks - Secured (Excluding Instalments payable within 12 months)		
ICICI Bank Ltd.- Car Finance	-	0.49
State Bank of India- Car Finance	-	1.43
YES Bank - Car Finance	52.53	26.04
(b) Loans and advances from related parties		
Unsecured	584.15	188.00
(c) Other loans and advances		
Unsecured	372.80	333.42
Total	1009.48	551.37



Notes forming part of the financial statements

(All Figures are Rupees in Lacs unless otherwise stated)

Note 5.1 Long-term borrowings

Particulars	As at 31 March,	As at 31 March,
	2024	2023
	Unsecured	Unsecured
	₹	₹
Directors		
Dinesh Singhal	584.15	188.00
	584.15	188.00
Other loans and advances:		
Kanohar International (P) Ltd,	75.35	68.00
Akshita Singhal U/G of Shri Abhishek Singhal	79.22	71.50
Ishita Singhal U/G of Shri Abhishek Singhal	79.22	71.50
Prakhar Singhal U/G of Shri Vivek Singhal	67.59	61.00
Pranav Singhal S/o Shri Vivek Singhal	71.43	61.42
	372.81	333.42
Total	956.96	521.42

Note 6 Deferred tax / Disclosures under Accounting Standards

Particulars	As at 31 March,	As at 31 March,
	2024	2023
	₹	₹
Deferred tax liability /(asset)	179.14	185.91
<u>Tax effect of items constituting deferred tax liability</u>		
On difference between book balance and tax balance of fixed assets on closing balance	(9.77)	(5.66)
<u>On expenditure deferred in the books but allowable for tax purposes :</u>		
Provision for compensated absences	10.23	10.21
Bonus Payable	6.55	7.04
Gratuity Premium Payable	-	2.03
Tax effect of items constituting deferred tax liability	7.01	13.62
<u>Tax effect of items constituting deferred tax assets</u>		
Provision for compensated absences	19.36	10.23
Bonus Payable	13.83	6.55
Gratuity Premium Payable	-	-
Provision for doubtful debts / advances		
<u>Disallowances under Section 40(a)(i), 43B of the Income Tax Act, 1961</u>		
On difference between book balance and tax balance of fixed assets on opening balance	(1.41)	3.61
On items included in Reserves and surplus pending amortisation into the Statement of Profit and Loss		
Others		
Tax effect of items constituting deferred tax assets	31.78	20.39
Net deferred tax liability /(asset)	154.37	179.14

Note 7 Other long-term liabilities

Particulars	As at 31 March,	As at 31 March,
	2024	2023
	₹	₹
Supplier Retention Money Payable	550.53	477.43
Security from Kanohar-BCPL (JV)	1066.63	0.00
Total	1617.16	477.43



Notes forming part of the financial statements

(All Figures are Rupees in Lacs unless otherwise stated)

Note 8 Short-term borrowings

Particulars	As at 31 March, 2024	As at 31 March, 2023
	₹	₹
Loans repayable on demand		
From banks		
Secured	3125.76	1499.22
Unsecured	-	-
Total	3125.76	1499.22

Notes 8.1 Details of security for the secured short-term borrowings:

Particulars	As at 31 March, 2024	As at 31 March, 2023
	₹	₹
<u>Loans repayable on demand from Banks</u>		
<u>Secured</u>		
State Bank of India, Ganga Plaza, Meerut (C.C.Account)	441.89	-
HDFC Bank Ltd.	949.70	509.77
Axis Bank	727.59	760.92
Yes Bank Ltd.	948.58	191.45
Term Loan : Instalments payable within 12 months	58.00	37.08
Total - from banks	3125.76	1499.22
<i>Secured against Hypothecation of Inventories, Book debts, Bills and Equitable mortgage of Land and building and Personal Guarantee of Directors</i>		

Note 9 Trade payables

Particulars	As at 31 March, 2024	As at 31 March, 2023
	₹	₹
Trade payables:		
Acceptances	-	-
Other than acceptances	6548.22	7043.15
Total	6548.22	7043.15
Trade payables:		
Micro, Small and Medium Enterprises	709.15	782.23
Other	5839.07	6260.92
Total	6548.22	7043.15



Notes forming part of the financial statements

(All Figures are Rupees in Lacs unless otherwise stated)

Note 9.1 Trading payables aging schedule

(a) As at March 31, 2024 Range of O/s period Outstanding for following periods from due date of payment#	MSME		Others	
	Undisputed	Disputed	Undisputed	Disputed
Unbilled	-	-	-	-
Not Due	-	-	-	-
Less than 1 year	709.15	-	5414.18	-
1-2 years	-	-	366.03	-
2-3 year	-	-	12.29	-
> 3 years	-	-	46.57	-
Total	709.15	-	5839.07	-

(b) As at March 31, 2023 Range of O/s period Outstanding for following periods from due date of payment#	MSME		Others	
	Undisputed	Disputed	Undisputed	Disputed
Unbilled	-	-	-	-
Not Due	-	-	-	-
Less than 1 year	782.23	-	5968.96	-
1-2 years	-	-	61.03	-
2-3 year	-	-	195.57	-
> 3 years	-	-	35.36	-
Total	782.23	-	6260.92	-

Note 10 Other current liabilities

Particulars	As at 31 March, 2024	As at 31 March, 2023
	₹	₹
Other payables		
(i) Payables on purchase of fixed assets	-	-
(ii) Advances from customers	454.80	966.56
(iii) Others payables	744.04	1,325.76
Total	1,198.84	2,292.31

Note 11 Short-term provisions

Particulars	As at 31 March, 2024	As at 31 March, 2023
	₹	₹
(a) Provision for employee benefits:		
(i) Provision for compensated absences	76.93	42.43
(ii) Full & Final settlement	2.45	3.94
	79.38	46.37
(b) Provision - Others:		
Provision for tax (net of advance tax ₹ 6,49,14,599)	161.85	45.52
	161.85	45.52
Total	241.23	91.90

Note 13 Long-term loans and advances

Particulars	As at 31 March, 2024	As at 31 March, 2023
	₹	₹
(a) Loans and advances		
Secured, considered good	-	-
Unsecured, considered good	-	-
Doubtful	-	-
Less: Provision for doubtful deposits	-	-
Total	-	-



Notes forming part of the financial statements

(All Figures are Rupees in Lacs unless otherwise stated)

Note 14 Other non-current assets

Particulars	As at 31 March, 2024	As at 31 March, 2023
	₹	₹
(a) Customer Retention		
Secured, considered good	-	-
Unsecured, considered good	6,197.49	4,457.14
Doubtful	-	-
(b) Security Deposits		
Customer		
Secured, considered good	-	-
Unsecured, considered good	14.71	266.01
Doubtful	-	-
(c) Security Deposits		
Others		
Secured, considered good	-	-
Unsecured, considered good	76.87	78.67
Doubtful	-	-
Total	6,289.07	4,801.83

Note 15 Current investments

Particulars	As at 31 March, 2024	As at 31 March, 2023
	₹	₹
Kanohar - BCPL (JV) Capital Investment	2.89	2.89
Total	2.89	2.89

Note 16 Inventories

Particulars	As at 31 March, 2024	As at 31 March, 2023
	₹	₹
(At lower of cost and net realisable value)		
(a) Raw materials	1,422.98	1,911.23
(b) Stock in Trade -EPC	44.75	297.26
(c) Work-in-progress	3,681.71	2,585.28
(d) Finished goods	1,456.02	546.51
(e) Stores and spares	11.13	11.59
Total	6,616.59	5,351.87

Note 17 Trade receivables

Particulars	As at 31 March, 2024	As at 31 March, 2023
	₹	₹
Trade receivables outstanding for a period exceeding six months from the date they were due for payment		
Secured, considered good	-	-
Unsecured, considered good	844.60	484.08
Other Trade receivables		
Secured, considered good		
Unsecured, considered good	10,766.62	8,372.96
Doubtful		
Total	11,611.22	8,857.03



Notes forming part of the financial statements

(All Figures are Rupees in Lacs unless otherwise stated)

Note 17.1 Trade Receivables ageing schedule for trade receivables outstanding

(a) As at March 31, 2024 Range of O/s period	Undisputed		Others
	Considered Good	Considered Doubtful	Total
Outstanding for following periods from due date of payment#			
Unbilled		-	-
Not Due		-	-
less than 6 months	10,766.62	-	-
6 months - 1 year	425.27	-	-
1-2 years	332.93	-	-
2-3 year	12.85	-	-
> 3 years	73.55	-	-
Total	11,611.22	-	-

(b) As at March 31, 2023 Range of O/s period	Undisputed		Others
	Considered Good	Considered Doubtful	Total
Outstanding for following periods from due date of payment#			
Unbilled	-	-	-
Not Due	-	-	-
less than 6 months	8,372.96	-	-
6 months - 1 year	290.69	-	-
1-2 years	86.74	-	-
2-3 year	38.50	-	-
> 3 years	68.14	-	-
Total	8,857.03	-	-

Note 18 Cash and cash equivalents

Particulars	As at 31 March, 2024	As at 31 March, 2023
	₹	₹
(a) Cash on hand	0.90	0.10
(b) Cheques, drafts on hand	-	9.10
(c) Balances with banks		
(i) In current accounts	4.50	298.45
(ii) In deposit accounts	-	1,709.03
(iii) In earmarked accounts	-	-
- Balances held as margin money or security against borrowings, guarantees and other commitments	4,599.05	3,154.21
Total	4,604.45	5,170.88

Note 19 Short-term loans and advances

Particulars	As at 31 March, 2024	As at 31 March, 2023
	₹	₹
(a) Loans and advances to employees		
Unsecured, considered good	8.62	23.18
(b) Loans and advances to suppliers and others		
Unsecured, considered good	202.99	807.91
Total	211.61	831.09



Notes forming part of the financial statements

(All Figures are Rupees in Lacs unless otherwise stated)

Note 20 Other current assets

Particulars	As at 31 March, 2024	As at 31 March, 2023
	₹	₹
(a) Accruals		
(i) Interest accrued but not due on FDR's of Security deposits	0.25	0.11
(ii) Interest accrued but not due on FDR's of Margin Money	109.75	136.19
(iii) Interest accrued but not due on FDR's	-	8.98
(b) Prepaid expenses	26.26	34.06
(c) Balances with government authorities		
Unsecured, considered good		
(i) VAT Refund due	60.16	60.28
(ii) GST credit receivable	410.63	412.63
(iii) SGST-Cash Ledger	130.74	99.59
(iv) CGST-Cash Ledger	137.22	99.59
(v) IGST-Cash Ledger	30.47	30.73
(vi) GST Paid on Advance	32.43	186.43
(vii) GST - TDS	47.15	50.75
(viii) Income Tax Refund due	1.08	1.08
(d) Others		
Others (specify nature)		
Bank charges Recoverable	0.72	1.49
Sales tax under appeal	11.35	54.55
Income tax under appeal	3.91	3.91
Customer - Other Deduction	216.81	446.29
Total	1,218.93	1,626.66



Notes forming part of the financial statements

Note 12 : PROPERTY, PLANT & EQUIPMENTS AND INTANGIBLE ASSETS

DESCRIPTION	GROSS BLOCK					DEPRECIATION					NET BLOCK	
	Cost/Valuation As at 31.03.2023	Additions during the year 2023-24	Sales during the year 2023-24	Adjustments during the year 2023-24	Cost/Valuation As at 31-03-2024	As at 31.03.2023	during the year 2023-24	Sales during the year 2023-24	Adjustments during the year 2023-24	As at 31-03-2024	As at 31-03-2024	As at 31.03.2023
	₹	₹	₹	₹	₹	₹	₹	₹	₹	₹	₹	₹
Note 12.1 : PROPERTY, PLANT & EQUIPMENTS :												
Land	211.66	-	-	-	211.66	-	-	-	-	-	211.66	211.66
Building	1665.25	-	-	0.65	1664.57	444.23	49.54	-	-	493.97	1170.70	1221.02
Plant and Machinery	3199.20	58.77	-	-	3257.97	2429.42	145.08	-	-	2574.50	683.47	769.77
Computers	144.64	5.27	-	-	149.91	123.02	9.43	-	-	132.45	17.46	21.63
Office Equipments	120.77	8.65	-	-	129.42	93.14	7.92	-	-	101.06	28.36	27.83
Furniture and Fixtures	77.11	4.21	-	-	81.32	43.34	5.52	-	-	48.86	32.48	33.77
Vehicles	390.07	95.24	33.12	-	452.19	194.04	39.23	31.26	-	202.01	250.18	190.02
Sub-total	5808.70	172.14	33.12	0.65	5947.04	3327.19	255.82	31.26	-	3552.75	2394.29	2481.50
Previous Year	5743.35	122.89	56.86	0.65	5808.70	3126.06	255.00	53.87	-	3327.21	2481.50	2617.27
Note 12.2 : INTANGIBLE ASSETS :												
Software	397.33	25.65	-	-	413.15	224.80	25.81	-	-	250.61	162.55	162.53
Licenses	4.01	0.00	-	-	4.01	3.81	-	-	-	3.81	0.20	0.20
Sub-total	391.34	25.65	-	-	417.19	228.61	25.81	-	-	254.42	162.75	162.73
Previous Year	243.71	147.64	-	-	391.35	225.48	3.14	-	-	228.61	162.74	18.23
Total	6200.04	197.99	33.12	0.65	6364.23	3555.80	282.63	31.26	0.00	3807.17	2557.04	2644.23
Note 12.3 : CAPITAL WORK IN PROGRESS												
Capital Work In Progress	-	-	-	-	-	-	-	-	-	-	-	-
Previous Year	0.00	0.00	-	-	-	-	-	-	-	-	-	-
Total	6200.04	197.99	33.12	0.65	6364.23	3555.80	282.63	31.26	0.00	3807.17	2557.04	2644.23
Previous Year	5987.06	270.53	56.86	0.65	6200.04	3351.55	258.14	53.87	-	3555.82	2544.24	2635.50



KANO HAR ELECTRICALS LIMITED

RITHANI, DELHI ROAD, MEERUT-250 103, UTTAR PRADESH

CIN- U31909UP1972PLC003535

PH: 0121-3500801

Notes forming part of the financial statements

(All Figures are Rupees in Lacs unless otherwise stated)

Note 12.4 PROPERTY, PLANT & EQUIPMENTS AND INTANGIBLE ASSETS
Particulars

Depreciation and amortisation relating to continuing operations:

Particulars	For the year ended 31 March, 2024	For the year ended 31 March, 2023
	₹	₹
Depreciation and amortisation for the year on tangible assets	257.48	255.68
Depreciation and amortisation for the year on intangible assets	25.81	3.14
Less: Utilised from revaluation reserve	0.68	0.68
Depreciation and amortisation relating to continuing operations	282.62	258.14

Notes:

Details of amounts written off on reduction of capital or revaluation of assets or sums added to assets on revaluation during the preceding 5 years:

Particulars	Year				
	31-Mar-24	31-Mar-23	31-Mar-22	31 March, 2021	31 March, 2020
	₹	₹	₹	₹	₹

Details to be provided for each class of asset

LAND					
Opening balance	54.19	54.19	54.19	54.19	54.19
Written off on revaluation					
Date	31.03.2024	31.03.2023	31.03.2021	31.03.2020	31.03.2019
Amount	-	-	-	-	-
Balance as at 31 March	54.19	54.19	54.19	54.19	54.19
BUILDING					
Opening balance	5.86	6.53	7.21	7.89	8.57
Written off on revaluation					
Date	31.03.2024	31.03.2023	31.03.2021	31.03.2020	31.03.2019
Amount	0.68	0.68	0.68	0.68	0.68
Balance as at 31 March	5.18	5.86	6.53	7.21	7.89
PLANT & MACHINERY					
Opening balance	4.23	4.23	4.23	4.23	4.23
Written off on revaluation					
Date	31.03.2024	31.03.2023	31.03.2021	31.03.2020	31.03.2019
Amount	-	-	-	-	-
Balance as at 31 March	4.23	4.23	4.23	4.23	4.23



RITHANI, DELHI ROAD, MEERUT-250 103, UTTAR PRADESH

PH: 0121-3500801

(All Figures are Rupees in Lacs unless otherwise stated)

	Particulars	For the year ended 31 March, 2024	For the year ended 31 March, 2023
		₹	₹
(a)	Sale of products	32742.46	33663.57
(b)	Sale of services	3694.83	3316.71
(c)	Other operating revenues	61.32	53.74
(d)	Add : Liquidated damages - Recovered	36498.61	37034.02
		714.90	209.30
		37213.51	37243.31
(e)	Less : Liquidated damages - Deducted on current year's sales	1501.66	574.27
		35711.85	36669.05
(f)	Less: Tax Recovered on Sales	5548.03	5585.85
	Total	30163.82	31083.19

Note	Particulars	For the year ended 31 March, 2024	For the year ended 31 March, 2023
		₹	₹
(i)	Sale of products comprises:		
	<u>Manufactured goods</u>		
	Transformers	15715.68	18248.59
	Other Material (WIP)	-	0.57
	Total - Sale of manufactured goods	15715.68	18249.16
	Traded goods		
	Spares	155.99	137.17
	GIS Equipment	-	190.51
	EPC		
	Sub Station Structure Material	16870.81	15066.73
	Total - Sale of traded goods	17026.78	15414.41
	Total - Sale of products	32742.46	33663.57
(ii)	Sale of services comprises :		
	Painting Charges	0.18	0.00
	Job work Charges	0.47	31.27
	Packing & forwarding	0.30	0.19
	Installation & Supervision Charges	10.15	10.22
	Freight and Insurance Charges	275.53	309.12
	<u>EPC</u>		
	Civil Work Charges	2938.18	2829.65
	Erection & Installation Charges	470.02	336.27
	Total - Sale of services	3694.83	3316.71
(iii)	Other operating revenues comprise:		
	Sale of scrap	61.32	53.74
	Total - Other operating revenues	61.32	53.74
	Particulars	For the year ended 31 March, 2024	For the year ended 31 March, 2023
		₹	₹
(iv)	Goods and Service Tax	5548.03	5585.85
	Total - Duty and Tax recovered on Sales	5548.03	5585.85



KANO HAR ELECTRICALS LIMITED

RITHANI, DELHI ROAD, MEERUT-250 103, UTTAR PRADESH

CIN- U31509UP1972PLC003635

PII: 0121-3500801

Notes forming part of the financial statements

(All Figures are Rupees in Lacs unless otherwise stated)

Note 22 Other income

	Particulars	For the year ended 31 March, 2024	For the year ended 31 March, 2023
		₹	₹
(a)	Interest income	280.74	246.08
	Net gain on foreign currency transactions and translation (other than considered as finance cost)		
(b)	Income from Currency Fluctuation	-	12.07
(c)	Other income (net of expenses directly attributable to such income)		
	Commission & Discount Recovered / Received	0.88	0.89
	Profit on Sale of Fixed Assets	5.20	5.58
	Miscellaneous Receipts	0.28	0.42
	Total	286.09	265.05

	Particulars	For the year ended 31 March, 2024	For the year ended 31 March, 2023
		₹	₹
	Interest Received	280.74	246.08
	Interest Income	280.74	246.08

Note 23.1 Cost of materials consumed

	Particulars	For the year ended 31 March, 2024	For the year ended 31 March, 2023
		₹	₹
	Opening stock	1922.83	1084.88
	Add: Purchases	14411.22	14686.72
		16334.05	15771.60
	Less: Closing stock	1454.11	1922.83
	Cost of material consumed	14899.94	13848.77
	Material consumed comprises:		
	Copper	4773.04	4004.63
	Transformer oil	957.43	982.96
	CRGO lamination	3313.53	3129.59
	CRGO Core Packet	232.57	208.53
	Iron	593.92	615.00
	CRCA	152.80	208.38
	Radiators	51.90	-
	Insulating material	285.74	296.85
	Others	1658.03	1590.50
	Other Items-EPC	2880.98	2814.35
	Total	14899.94	13848.77

Note 23.2 Purchase of traded goods

	Particulars	For the year ended 31 March, 2024	For the year ended 31 March, 2023
		₹	₹
	Stock in trade	79.71	432.53
	Stock in Trade - EPC	8065.12	9297.85
	Total	8,144.83	9,730.38



KANO HAR ELECTRICALS LIMITED

RITHANI, DELHI ROAD, MEERUT-250 103, UTTAR PRADESH

CIN- U31908UP1972PLC003635

PH: 0121-3500801

Notes forming part of the financial statements

(All Figures are Rupees in Lacs unless otherwise stated)

Note 23.3 Changes in inventories of finished goods, work-in-progress and stock-in-trade

Particulars	For the year ended 31 March, 2024	For the year ended 31 March, 2023
	₹	₹
<u>Inventories at the end of the year:</u>		
Finished goods	1458.02	516.51
Work-in-progress	3881.71	2585.20
Stock-in-trade - EPC	44.75	297.26
	5182.48	3429.05
<u>Inventories at the beginning of the year:</u>		
Finished goods	546.51	320.78
Work-in-progress	2585.26	1793.62
Stock-in-trade - EPC	297.26	823.67
	3429.05	2938.26
Net (increase) / decrease	(1,753.43)	(490.78)

Note 24 Employee benefits expense

Particulars	For the year ended 31 March, 2024	For the year ended 31 March, 2023
	₹	₹
Salaries, Wages, Bonus and Allowances	1771.59	1502.64
Salary to Directors	410.40	297.90
Contributions to provident and other funds	102.79	126.21
Staff and Workmen welfare expenses	45.91	29.61
Total	2330.69	1956.36

Note 25 Finance costs

Particulars	For the year ended 31 March, 2024	For the year ended 31 March, 2023
	₹	₹
(a) Interest expense on:		
(i) Borrowings		
Paid to bank	108.28	58.54
Paid to Others	212.26	127.03
(ii) Others		
- Interest on Dues	0.02	0.04
- Interest on Income Tax Dues	-	15.21
(b) Other borrowing costs		
Bank Charges (Bank Guarantee)	111.69	105.25
Bank Charges	105.02	101.19
Total	597.27	488.26



KANO HAR ELECTRICALS LIMITED

RITHANI, DELHI ROAD, MEERUT-250 103, UTTAR PRADESH

CIN- U31909UP1972PLC003635

PH: 0121-3500501

Notes forming part of the financial statements

(All Figures are Rupees in Lacs unless otherwise stated)

Note 25 Other expenses

Particulars	For the year ended 31 March, 2024	For the year ended 31 March, 2023
	₹	₹
<u>Manufacturing Expenses</u>		
Consumable Goods and stores	30.04	19.07
Consumable tools and spares	11.95	14.55
Cartage - Freight and octroi (Inward)	47.13	65.80
Labour Job Work	53.42	36.05
Power and fuel	191.18	201.71
Repairs and maintenance - Buildings	21.50	39.31
Repairs and maintenance - Machinery	97.92	54.38
Calibration Exp.	7.42	5.14
Testing Exp.	522.04	6.19
	987.58	442.21
<u>Selling and Distribution Expenses</u>		
Advertisement	0.43	0.10
Sales / Business Promotion	12.57	9.92
Packing materials	2.51	1.70
Commission and representation	2.14	8.98
Tender Fee	10.77	6.20
After Sales Exp.	27.22	43.90
Remission and Discount	4.17	24
Royalty Deducted/Paid	37.57	3.41
Freight and forwarding - Outward	444.48	305.86
Liquidated damages	300.65	411.53
Sales Tax Paid	-	0.15
	842.51	816.15
<u>Administrative / Establishment Expenses</u>		
Repairs and maintenance - Others	8.75	15.69
Rent	85.83	77.43
Fee and taxes	31.72	50.37
Computer System Running Exp.	19.77	20.67
Membership Fee and Subscription	5.17	3.74
Payment to Auditors as :		
Audit fee - statutory and tax audit	1.50	1.00
Other Certifications	0.71	0.19
Travelling and conveyance	173.78	169.45
Professional Charges	195.00	208.23
Insurance	50.60	66.44
Printing and stationery	10.18	11.25
Books and Periodicals	0.45	0.51
Postage ,Telegram & Telephones	11.26	8.84
Office Maintenance	6.19	7.44
Directors Remuneration	192.00	200.00
Sitting Fee to Directors	160.00	130.00
Charity and Donations	0.15	0.01
Fee for Technical Services	59.27	33.16
Net & Web-site Exp.	0.90	1.06
Net loss on foreign currency transactions and translation	4.03	39.96
GST Paid	1.09	0.00
EPC-Electricity Expenses	15.26	26.73
EPC-Labour exp /Labour cess deduction	93.01	166.47
EPC-Testing & supervision Exp.	29.03	20.42
EPC-Soil testing expenses	2.50	6.30
EPC-Site Dressing Expenses	5.19	5.13
EPC-Site Expenses	-	0.08
Arbitrator Exp.	2.21	0.05
Corporate Social Responsibility Exp.	88.30	10.11
Miscellaneous expenses	4.34	1.02
	1258.19	1281.77
Total	3088.28	2540.13



Notes forming part of the financial statements

(All Figures are Rupees in Lacs unless otherwise stated)

Note 27 Additional Information to the financial statements

Note	Particulars	As at 31 March, 2024	As at 31 March, 2023
		₹	₹
	Contingent liabilities and commitments (to the extent not provided for)		
	Contingent liabilities		
	(a) Claims against the Company not acknowledged as debt	20.95	74.04
	(b) Guarantees including letter of credit	15,563.19	13,438.40
	(c) Other money for which the Company is contingently liable	-	-

15356

Note	Particulars	For the year ended 31 March, 2024	For the year ended 31 March, 2023
		₹	₹
27.1	Value of imports calculated on CIF basis		
	Raw materials	0.94	699.01
	Components	0.94	699.01
	Capital goods	-	129.18
27.2	Expenditure in foreign currency		
	Repairs to Machinery	0.78	0.04
	Repairs Electricals	-	0.11
	Membership Fee & Subscription	0.59	-
	Net & website Exps.	0.55	-
	Fees for Technical Services	-	8.52
	Currency Fluctuation expenses	4.03	-
	Computer running system exps.	0.12	-
		6.06	8.67
27.3	Details of consumption of imported and indigenous items		
		For the year ended 31 March, 2024	
		₹	%
	<u>Imported</u>		
	Raw materials	250.55 (767.17)	1.68 (5.54)
	Total	250.55 (767.17)	1.68 (5.54)
	<u>Indigenous</u>		
	Raw materials	14,649.39 (13,081.60)	98.32 (94.46)
	Total	14,649.39 (13,081.60)	98.32 (94.46)

Note: Figures / percentages in brackets relates to the previous year

Note 28 Additional Information to the financial statements

Note	Particulars	As at 31 March, 2024	As at 31 March, 2023
		₹	₹
	Disclosures required under Section 22 of the Micro, Small and Medium Enterprises Development Act, 2006		
	Principal amount remaining unpaid to any supplier as at the end of the accounting year	709.15	782.23
	Dues to Micro and Small Enterprises have been determined to the extent such parties have been identified on the basis of information collected by the Management. This has been relied upon by the auditors.		



(All Figures are Rupees in Lacs unless otherwise stated)

Note 29-vii.1 Details of Returns Submitted to lenders 2023-24

Sr No.	Month	Name of the lender	Facility	Sanctioned Amount	As per Books		As Submitted to the lenders		Difference		Reason for Difference
					Stock	Book debts	Stock	Book debts	Stock	Book debts	
1	Jun-2023	State Bank of India	Cash Credit	500	5694	5323	5694	5323	-	-	
		AXIS Bank	Cash Credit	800							
		YES bank	Cash Credit	500							
		HDFC bank	Cash Credit	1000							
2	Sep-2023	State Bank of India	Cash Credit	500	5608	6174	5608	6174	-	-	
		AXIS Bank	Cash Credit	800							
		YES bank	Cash Credit	1000							
		HDFC bank	Cash Credit	1000							
3	Dec-2023	State Bank of India	Cash Credit	500	5197	5744	5197	5744	-	-	
		AXIS Bank	Cash Credit	800							
		YES bank	Cash Credit	1000							
		HDFC bank	Cash Credit	1000							
4	Mar-2024	State Bank of India	Cash Credit	500	6550	11542	6550	11542	-	-	
		AXIS Bank	Cash Credit	800							
		YES bank	Cash Credit	1000							
		HDFC bank	Cash Credit	1000							

Note 29.2 Details of Returns Submitted to lenders 2022-23

Sr No.	Month	Name of the lender	Facility	Sanctioned Amount	As per Books		As Submitted to the lenders		Difference		Reason for Difference
					Stock	Book debts	Stock	Book debts	Stock	Book debts	
1	Jun-2022	State Bank of India	Cash Credit	500	4892	4059	4892	4059	-	-	
		AXIS Bank	Cash Credit	500							
		YES bank	Cash Credit	300							
		HDFC bank	Cash Credit	700							
2	Sep-2022	State Bank of India	Cash Credit	500	5342	5711	5342	5711	-	-	
		AXIS Bank	Cash Credit	500							
		YES bank	Cash Credit	300							
		HDFC bank	Cash Credit	700							
3	Dec-2022	State Bank of India	Cash Credit	500	4834	4997	4834	4997	-	-	
		AXIS Bank	Cash Credit	500							
		YES bank	Cash Credit	300							
		HDFC bank	Cash Credit	700							
4	Mar-2023	State Bank of India	Cash Credit	500	5352	8865	5352	8865	-	-	
		AXIS Bank	Cash Credit	800							
		YES bank	Cash Credit	500							
		HDFC bank	Cash Credit	1000							



Note 29 Additional Regulatory Information

- (i) Title deeds of immovable property not held in the name of the company : Not applicable
- (ii) Where the Company has revalued its Property, Plant and Equipment, the company shall disclose as to whether the revaluation is based on the valuation by a registered valuer as defined under rule 2 of the Companies (Registered Valuers and Valuation) Rules, 2017 Not done during the year
- (iii) Following disclosures shall be made where Loans or Advances in the nature of loans are granted to promoters, directors, KMPs and the related parties (as defined under Companies Act, 2013,) either severally or jointly with any other person, that are: Not applicable
- (iv) Capital-Work-in Progress (CWIP) : Not applicable
- (v) Intangible assets under development : Not applicable
- (vi) Details of Benami Property held : Not applicable
- (vii) Where the Company has borrowings from banks or financial institutions on the basis of security of current assets, it shall disclose the following:-
 (a) whether quarterly returns or statements of current assets filed by the Company with banks or financial institutions are in agreement with the books of accounts.
 (b) if not, summary of reconciliation and reasons of material discrepancies, if any to be adequately disclosed.
- (viii) Waiver Defaulters : Not applicable
- (ix) Relationship with Struck off Companies : Not applicable
- (x) Registration of charges or satisfaction with Registrar of Companies : Not applicable
- (xi) Compliance with number of layers of companies : Not applicable
- (xii) Following Ratios to be disclosed:-

Ratio	Numerator/ Denominator	Ratio		% of Variation	Reason for variance in the ratio by more than 25%
		(2023-24)	(2022-23)		
(a) Current Ratio,	Current Asset / Current Liabilities	2.10	2.00	9.23%	-
(b) Debt-Equity Ratio,	Total Debt / Shareholders Equity	0.22	0.12	79.99%	Due to increase in long Term and short Term borrowings
(c) Debt Service Coverage Ratio	Earnings available for debt service / Debt Service	0.84	1.09	-50.37%	Due to Increase in long Term and short Term borrowings
(d) Return on Equity Ratio (ROE)	Net Profits after taxes / Average Shareholders Equity	10.81%	13.00%	-16.88%	-
(e) Inventory turnover ratio,	Cost of goods sold / Average Inventory	2.55	2.97	-14.21%	-
(f) Trade Receivables turnover ratio,	Sales / Average Accounts Receivable	105	60	58.45%	Increase in Average Accounts Receivable
(g) Trade payables turnover ratio,	Net Credit Purchases / Average Trade Payables	172	142	21.21%	-
(h) Net capital turnover ratio,	Revenue / Average working capital	2.53	3.00	-17.83%	-
(i) Net profit ratio,	Net Profit after Tax / Net Sales	6.69%	7.17%	-4.03%	-
(j) Return on Capital employed (ROCE)	Earning before interest and taxes / Capital Employed	14.47%	17.45%	-17.09%	-
(k) Return on investment (ROI)					Since the Company does not have any treasury investments, this ratio is not worked out.

- (xiii) Compliance with approved Scheme(s) of Arrangements Not applicable
- (xiv) Utilisation of Borrowed funds and share premium:
 The Company has utilised the borrowings taken from banks for the specific purposes for which these were taken during the previous year
- (xv) Undisclosed Income Not applicable
- (xvi) Corporate Social Responsibility (CSR)
 Where the company covered under section 135 of the companies act, the following shall be disclosed with regard to CSR activities:-
- | | |
|--|--|
| (a) amount required to be spent by the company during the year, | 44.80 |
| (b) amount of expenditure incurred, | 44.80 |
| (c) shortfall at the end of the year, | 0.00 |
| (d) total of previous years shortfall, | NIL |
| (e) reason for shortfall, | N.A. |
| (f) nature of CSR activities, | Creation of employment in Meerut by increasing GDP |
| (g) details of related party transactions, e.g., contribution to a trust controlled by the company in relation to CSR expenditure as per relevant Accounting Standard, | NIL |
| (h) where a provision is made with respect to a liability incurred by entering into a contractual obligation, the movements in the provision during the year should be shown separately. | NIL |
- (xvii) Details of Crypto Currency or Virtual Currency
 The Company has not traded or invested in Crypto currency or Virtual Currency during the financial year



Notes forming part of the financial statements

(All Figures are Rupees in Lacs unless otherwise stated)

Note 33 Disclosures under Accounting Standards

TRANSACTION WITH RELATED PARTIES DURING THE YEAR 2023-24

	DEPOSITS					EXPENDITURE							
	Balance as on 01.04.2023	Credits during the year	Debits during the year			Balance as on 31.03.2024	Interest Paid	Salary to Directors	Director's Remuneration	Sitting Fee to Directors	Professional Charges (Gross)	Fee for Technical Services (Gross)	Rent (Gross)
			Paid	TDS									
Associate Company													
Virat Singh & Associates	-	-	-	-	-	-	-	-	-	-	68.66	-	-
Aritya Singh & Associates	-	-	-	-	-	-	-	-	-	-	68.66	-	-
Kanchar International (P) Ltd,	68.00	-	-	0.82	0.82	75.34	8.16	-	-	-	-	-	-
Genpati Softech (P) Ltd	-	-	-	-	-	-	-	-	-	-	-	29.32	42.48
Narhi Star Furniture & Fixtures (P) Ltd	-	-	-	-	-	-	-	-	-	-	-	-	18.00
	68.00	-	-	0.82	0.82	75.34	8.16		-		137.35		60.48
Key Management Personnel													
Dhesh Singh	136.00	1,324.00	1,050.00	13.57	1,053.57	594.15	135.73	82.80	48.00	32.00	-	-	-
Adesh Singh	-	-	-	-	-	-	-	82.80	48.00	32.00	-	-	-
Brijesh Singh	-	-	-	-	-	-	-	82.80	-	32.00	-	-	3.00
Vivek Singh	-	-	-	-	-	-	-	81.00	48.00	32.00	-	-	-
Abhishek Singh	-	-	-	-	-	-	-	81.00	48.00	32.00	-	-	-
	188.00	1,324.00	1,050.00	13.57	1,063.57	584.15	135.73	410.40	182.00	168.00	-	-	3.00
Relatives of Key Management Personnel													
Neha Singh	-	-	-	-	-	-	-	-	-	-	-	-	-
Pranav Singh S/o of Shri Vivek Singh	61.42	3.08	-	0.77	0.77	71.43	7.70	-	-	-	-	-	-
Prakhar Singh U/G of Shri Vivek Singh	61.00	-	-	0.73	0.73	67.59	7.32	-	-	-	-	-	-
Akshita Singh U/G of Shri Abhishek Singh	71.50	-	-	0.66	0.66	79.22	8.58	-	-	-	-	-	-
Ishita Singh U/G of Shri Abhishek Singh	71.50	-	-	0.66	0.66	79.22	8.58	-	-	-	-	-	-
	265.42	3.08	-	3.22	3.22	297.46	32.18		-		-	-	-



KANO HAR ELECTRICALS LIMITED
RITHANI, DELHI ROAD, MEERUT-250 103, UTTAR PRADESH

CIN- U31909UP1972PLC003635

PH: 0121-3500801


Notes forming part of the financial statements

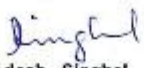
(All Figures are Rupees in Lacs unless otherwise stated)

Note 31 Disclosures under Accounting Standards

Note	Particulars	For the year ended 31 March, 2024	For the year ended 31 March, 2023
		₹	₹
31	Earnings per share		
	Basic / Diluted		
31.1	<u>Continuing operations</u>		
	Net profit / (loss) for the year from continuing operations	2076.88	2230.16
	Less: Preference dividend and tax thereon	-	-
	Net profit / (loss) for the year from continuing operations attributable to the equity shareholders	2076.88	2230.16
	Weighted average number of equity shares	37.22	37.22
	Par value per share	10	10
	Earnings per share from continuing operations - Basic	55.80	59.92
31.2	<u>Total operations</u>		
	Net profit / (loss) for the year	2076.88	2230.16
	Less: Preference dividend and tax thereon	0.00	0.00
	Net profit / (loss) for the year attributable to the equity shareholders	2076.88	2230.16
	Weighted average number of equity shares	37.22	37.22
	Par value per share	10	10
	Earnings per share - Basic	55.80	59.92
31.3	<u>Basic (excluding extraordinary items)</u>		
	<u>Continuing operations</u>		
	Net profit / (loss) for the year from continuing operations	2076.88	2230.16
	(Add) / Less: Extraordinary items (net of tax) relating to continuing operations	-	-
	Less: Preference dividend and tax thereon	-	-
	Net profit / (loss) for the year from continuing operations attributable to the equity shareholders, excluding extraordinary items	2076.88	2230.16
	Weighted average number of equity shares	37.22	37.22
	Par value per share	10	10
	Earnings per share from continuing operations, excluding extraordinary items - Basic	55.80	59.92
31.4	<u>Total operations</u>		
	Net profit / (loss) for the year	2076.88	2230.16
	(Add) / Less: Extraordinary items (net of tax)	-	-
	Less: Preference dividend and tax thereon	-	-
	Net profit / (loss) for the year attributable to the equity shareholders, excluding extraordinary items	2076.88	2230.16
	Weighted average number of equity shares	37.22	37.22
	Par value per share	10	10
	Earnings per share, excluding extraordinary items - Basic	55.80	59.92

For and on behalf of the Board of Directors


Brijesh Singh
DIN : 00178848
DIRECTOR


Adesh Singh
DIN : 00178712
DIRECTOR


Dinesh Singh
DIN : 00178785
MANAGING DIRECTOR


Auditor's Report

In terms of our separate report of even date annexed.

Date : 31-06-2024
Place : MEERUT



For RPSG & Co.,
Chartered Accountants
FRN: 036209C


CA Punit K. Rastogi
Partner
(M.No.:413180)